



## Change of Arthropod Communities in A Wheat Field After Application of Wood Vinegar Produced from Nutshells

İbrahim KOÇ

Bitlis Eren University, Faculty of Engineering and Architecture, Department of Environmental Engineering, 13000, Bitlis, Turkey

<https://orcid.org/0000-0003-0803-6801>

✉: [ibrahimkoc47@gmail.com](mailto:ibrahimkoc47@gmail.com)

### ABSTRACT

This study was conducted to evaluate the biological effects of wood vinegar obtained from nutshells on arthropods. The study was conducted randomized as a block design with four replications in a wheat field in Muş province. Wood vinegar was applied at 0.5%, 1%, 2%, 3%, 4% and 5% ml concentrations via backpack sprayer. Pitfall-traps were used to determine the effect of wood vinegars. Results indicated that the mean number of arthropods varied based on the years and vinegar applications at different concentrations (compared to the control). In addition, it is thought that all wood vinegar treatments compared to the control lead to a decrease in the average number of Opiliones and an increase in the average number of Arachnids.

### Research Article

#### Article History

Received : 24.05.2019

Accepted : 27.09.2019

#### Keywords

Arachnids

Bio-pesticide

Pitfall-trap

Plant protection

Wood vinegar

## Fındık Kabuklarından Üretilen Odun Sirkesi Uygulamalarından Sonra Buğday Tarlasındaki Arthropod Komünitelerinin Değişimi

### ÖZET

Bu çalışma, fındık kabuklarından elde edilmiş odun sirkesinin arthropodlar üzerindeki biyolojik etkilerini değerlendirmek için yapılmıştır. Çalışma, Muş ili iklim şartlarında buğday tarlasında rastgele bloklar deneme desenine göre dört tekerrürlü olarak yürütülmüştür. Odun sirkesi, sırt pülverizatörü yardımıyla % 0.5, %1.0, % 2.0, % 3.0, % 4.0 ve % 5.0 ml'lik konsantrasyonlarda uygulanmıştır. Sirkenin etkisinin belirlenmesinde çukur tuzaklar kullanılmıştır. Sonuç olarak; kontrole kıyasla, ortalama arthropod sayısının yıllara ve farklı konsantrasyonlardaki sirke uygulamalarına göre farklılık gösterdiği bulunmuştur. Ek olarak, kontrole göre tüm odun sirkesi muamelelerinin ortalama Opilionid (ot biçen) sayısında azalmaya ve ortalama Araknid sayısında artışa sebep olduğu düşünülmektedir.

### Araştırma Makalesi

#### Makale Tarihi

Geliş Tarihi : 24.05.2019

Kabul Tarihi : 27.09.2019

#### Anahtar Kelimeler

Araknidler

Biyopestisit

Çukur tuzak

Bitki koruma

Odun sirkesi

**To Cite :** Koç İ 2020. Change of Arthropod Communities in A Wheat Field After Application of Wood Vinegar Produced from Nutshells. KSU J. Agric Nat 23 (1): 26-32. DOI: 10.18016/ksutarimdog.vi.569631

### INTRODUCTION

Because of the negative effects of chemicals, the bio-control has become more popular among other alternative methods (Demirci et al., 2002). The primary purpose of agricultural practices is to obtain high quality and more harvest per unit of land, without disturbing ecological balance (Topal, 2011). For instance, *Spodoptera frugiperda* (J.E.Smith) (Lepidoptera: Noctuidae), causes significant amount of losses by reducing the agricultural yield due to its resistance to pesticides over the year across the world. Recently, alternative (natural) methods such as Neem oil and wood vinegar applications (WV) have become more popular for the control of *S. frugiperda* (Ferreira

et al., 2013). WV is a type of product that was used in the Neanderthal's Era and produced as the result of heat treatment (pyrolysis liquids) (Tiilikkala et al., 2010). Jang (2004) and Kim et al. (2008) reported that a WV consists of approximately 80-90% water and 10-20% organic components include 200 different types of organic components (mostly acetic acid). Further, annual WV production can be as high as 14.000 tons (Kim et al., 2008). WV can also be used as natural organic pesticide (Ying, 2008; Tsuzuki et al., 1989). Jothityangkoon et al. (2008), Rakmai (2009) and Hagner (2013) reported that WVs can be used effectively against arthropod pests. Moreover, Yatagai et al. (2002) stated that WV can be used in order to control termites. Diba et al. (2009) observed that WV

has a termiticidal effect on *Coptotermes curvignathu* Holmgren (Isoptera: Rhinotermitidae). Oramahi and Yoshimura (2013) found that WV obtained from *Acacia mangium* Willd. (Fabaceae) and *Vitex pubescens* L. (Lamiaceae) has an antitermite effect and can be used as crop protector. Additionally, Inoue et al. (2000) reported that WV produced from bamboo can be used to control termites and arthropods. Pangnakom et al. (2011) reported that mosquito larvae can be controlled using WV. In addition to these observations, Wititsiri (2011) stated that WV from various raw materials have termiticidal (*Odontotermes* sp., Isoptera: Termitidae) and pesticidal (*Ferrisia virgate* Cockerell, Hemiptera: Pseudococcidae) effects. Kiarie-Makara et al. (2010) reported that WV had a repellent effect against *Culex pipiens pallens* Coquillete and *Aedes togoi* Theobald (Diptera: Culicidae). However, Hashemi et al. (2014) alleged that WV has no significant insecticide impact on *Lasioderma serricorne* (F.) (Coleoptera: Ptinidae); Kim et al. (2008) found that WV has no insecticidal

influence on rice brown planthoppers (*Nilaparvata lugens* (Stal) and *Laodelphax striatellus* (Fallen) (Hemiptera: Delphacidae) but has a synergistic effect on the insecticidal activity of Carbosulfan®. Consequently, as Tiilikkala et al. (2010) stated, it can be anticipated that these liquids obtained by heat treatment will substitute chemical pesticides in upcoming years. The purpose of this research was to determine the effects of WV obtained from nutshells on the arthropods as a bio-pesticide in wheat agro-ecosystem using pitfall-traps.

## MATERIAL and METHOD

This study was conducted in a winter wheat field belongs to Berce Alparslan in Agricultural Enterprise (lat.: 38° 47' 33. 1577", long.: 41° 32' 45. 8119", 1276 m), during the period of growth of 2014 to 2016. The application field was divided into 5m×5m squares (25m<sup>2</sup> in total) and with at least 2-m intervals between blocks or parcels (Figure 1a) (Anonymous, 2016a).



Figure 1. Application field (a), an installed pitfall-trap in the field (b), and a photo of arthropodes captured by a pitfall-trap (c)  
Şekil 1. Deneme alanı (a), deneme alanında kurulu bir çukur tuzak (b) ve çukur tuzak ile yakalanmış arthropodlardan görüntü (c)

The wood vinegar (WV) (Figure 2a) used in the experiment was supplied from a bio-coal and wood vinegar products manufacturer, further the WV used in this study was produced through gasifier of nutshells (Namlı et al., 2014). WV were applied in six different doses including 0.5%, 1.0%, 2.0%, 3.0%, 4.0% and 5.0% ml, and a control group (with only water). For WV, Berce's schedule for fertilizer application and

agricultural spraying was followed and practiced. WV was applied using a 16 L backpack sprayer (AnadoluPower APW-16) (Figure 2) once from 2014 to 2015 and four times from 2015 to 2016. Climatic data for the application field, including average temperature, total rainfall, and average relative humidity are presented in Table 1 (Anonymous, 2016b).




Figure 2. A photo of WV produced from hazelnut shells (a) and application of WV using a backpack sprayer (b)  
Şekil 2. Fındık kabuklarından üretilmiş odun sirkesi (a) ve sırt pülverizatörü ile odun sirkesi muamelesinden görüntü (b)

Table 1. Climate data for last ten years (LTY), 2014-15, and 2015-16 years in Muş province

Tablo 1. Muş ilinde 2014-2015, 2015-2016 ve uzun yıllar (son on yıl) iklim verileri

Mean temperature (°C) <i>Ortalama sıcaklık (°C)</i>			Total rainfall (mm) <i>Toplam yağış (mm)</i>			Mean relative humidity (%) <i>Ortalama nispi nem (%)</i>		
LTY	2014-15	2015-16	LTY	2014-15	2015-16	LTY	2014-15	2015-16
10.62	11.55	11.48	740.5	740.4	790.1	60.79	55.02	54.00
Min / Max ( <i>En az / En çok</i> )			Min / Max ( <i>En az / En çok</i> )			Min / Max ( <i>En az / En çok</i> )		
-7.7/26.3	-5.7/27.4	-6.2/26.7	3.5/105.8	0.6/117.7	0.3/191.3	34.3/82.3	20.8/83.3	24.1/81.9

Pitfall-traps, after the experimental area reached dry conditions which is required for practicing, were placed into each parcel and as three pitfall traps (plastic glasses 7 cm in diameter and 10 cm in depth) as to be inter-rowed at random (Figure 1b). Until the harvest, after each WV application (on a weekly basis), traps remained stable for 2 or 3 days, and then they were labeled and collected (Figure 1c). All the collected traps were analyzed, identified, and categorized in the laboratory (Yardim, 1996; 2002). During 2014-2015, 504 pitfall-traps were installed (repeated six times) while 756 pitfall-traps were installed between 2015 to 2016 (repeated nine times). For statistical analyses, Minitab (Ver. 17) and IBM SPSS (Ver. 24) statistical packages were used. For the purpose of determining the effects of applications performed on arthropods, simple correspondence analysis was employed (Winer et al., 1971).

## RESEARCH FINDINGS and DISCUSSION

### Effects of WV treatments at different doses on arthropods

It was seen from the WV treatments in different doses for the year of 2014-2015 that the 2% and 3% ml, 0.5%

ml and control, 1% and 5% ml treatments were almost similar. Moreover, it was observed that 4% ml WV have no significant relation with dosage. Moreover, 0.5% ml and control are in a relation with the Gryllidae (Orthoptera) and 4% ml WV is related to the Carabidae (Coleoptera) (Figure 3).

It was observed from the WV treatments in different doses for the year 2015-2016 that 2% and 3% ml, 0.5% ml and 4% ml, 1% and 5% ml were in a relation. Also, it was observed that control does not have a significant relation with any of the doses statistically. In addition, it was realized that 2% and 3% ml were related to Arachnida and 0.5% and 4% ml WV were related to the Gryllidae and Carabidae, additionally control is in a relation with Opiliones (Arachnida). The concentration of 5% and 1% ml WV are related to other arthropods (Figure 4).

When the simple correspondence analysis results given in Figure 3 and Figure 4 are considered, it can be concluded that the effects of applied doses on the number of arthropods vary by periods. At the same time, those significant differences also exist among doses draws attention as well.

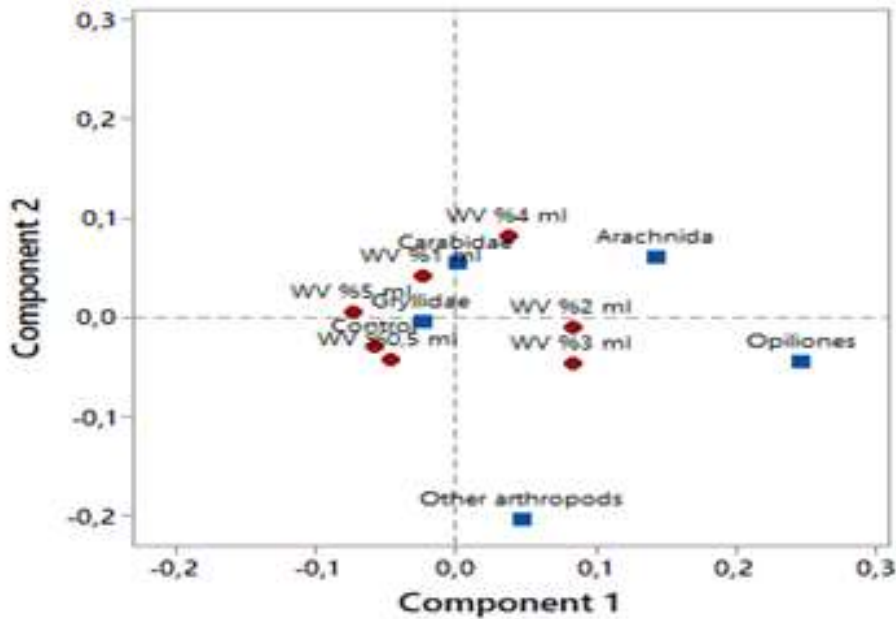


Figure 3. The effects of WV doses applied in the period of 2014-2015 on the change in the numbers of arthropods  
Şekil 3. 2014-2015 yılında uygulanan odun sirkesi dozlarının arthropod sayılarındaki değişime etkileri

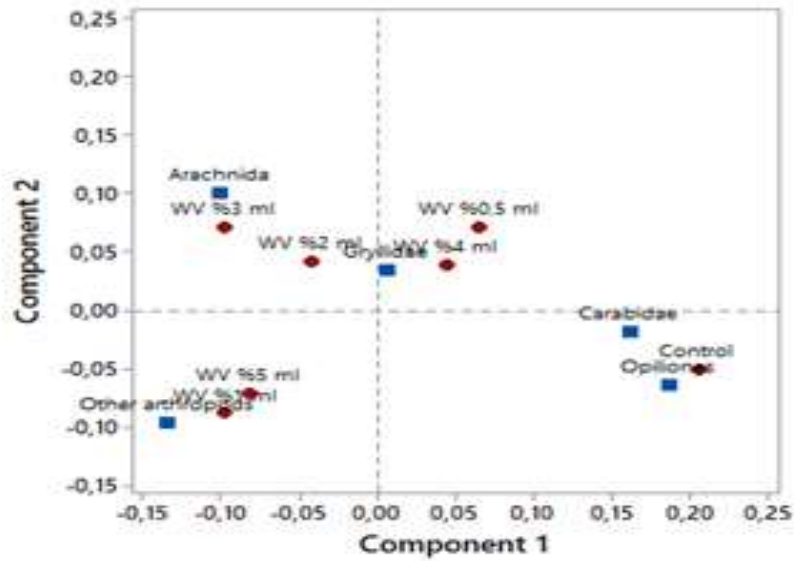


Figure 4. The effects of WV doses applied in the period of 2015-2016 on the change in the numbers of arthropods  
*Şekil 4. 2015-2016 yılında uygulanan odun sirkesi dozlarının arthropod sayılarındaki değişime etkileri*

#### Effects of WV treatments at different doses on the number of Carabidae (Coleoptera)

Considering the control, it was detected that the number of Carabidae was found minimum at 2% ml WV (18.09) and maximum at 4% ml WV (34.64), (Figure 5).

#### Effects of WV treatments at different doses on the number of Gryllidae (Orthoptera)

Compared to the control, the average number of Gryllidae was minimum in 4% ml WV (131.5) and was

maximum at 1% ml WV (165.72) (Figure 6).

#### Effects of WV treatments at different doses on the number of Arachnida

It was detected that the applied WV treatment, compared to the control, led an increase in the average number of Arachnida at all doses (Figure 7).

#### Effects of WV treatments at different doses on the number of Opiliones (Arachnida)

Compared to the control, all WVs caused a decrease in the average number of Opiliones (Figure 8).

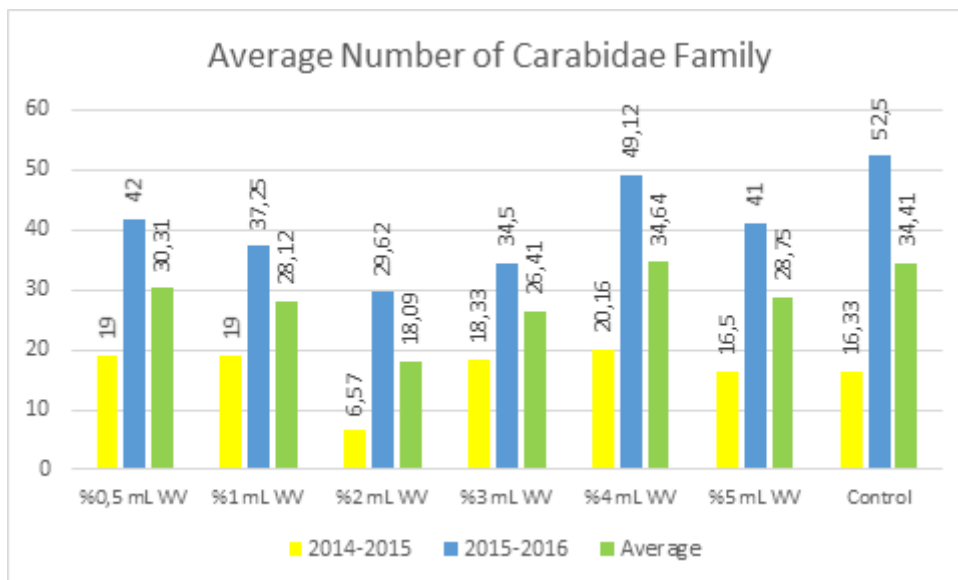


Figure 5. The effects of applied WV doses on the average number of Carabidae (Coleoptera)  
*Şekil 5. Uygulanan odun sirkesi dozlarının ortalama Carabidae (Coleoptera) sayısına etkileri*



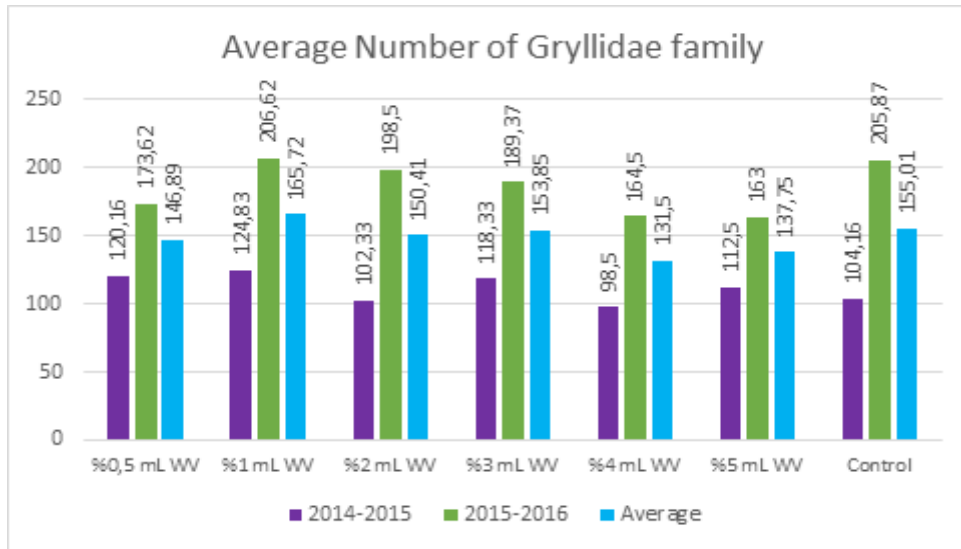


Figure 6. The effects of applied WV doses on the average number of Gryllidae (Orthoptera)  
 Şekil 6. Uygulanan odun sirkesi dozlarının ortalama Gryllidae (Orthoptera) sayısına etkileri

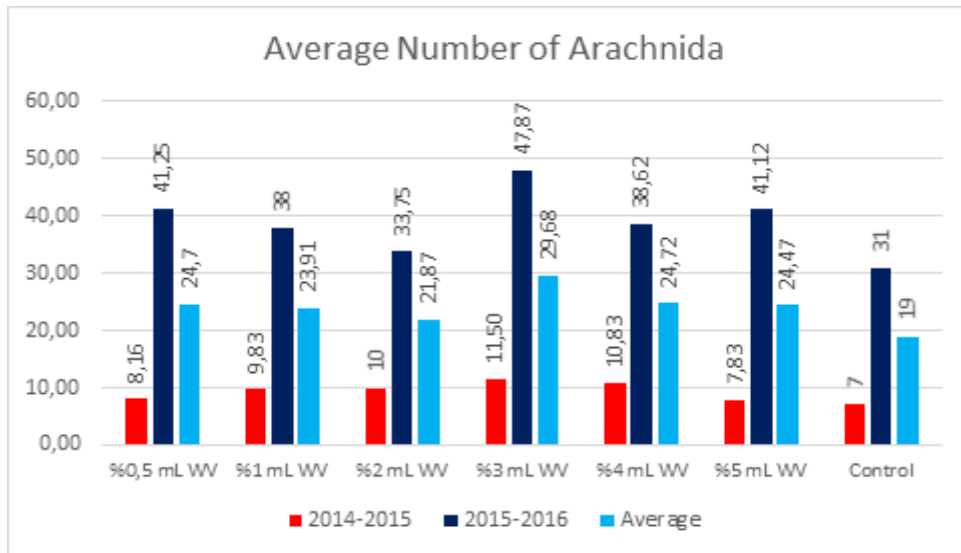


Figure 7. The effects of applied WV doses on the average number of Arachnida  
 Şekil 7. Uygulanan odun sirkesi dozlarının ortalama Araknid sayısına etkileri

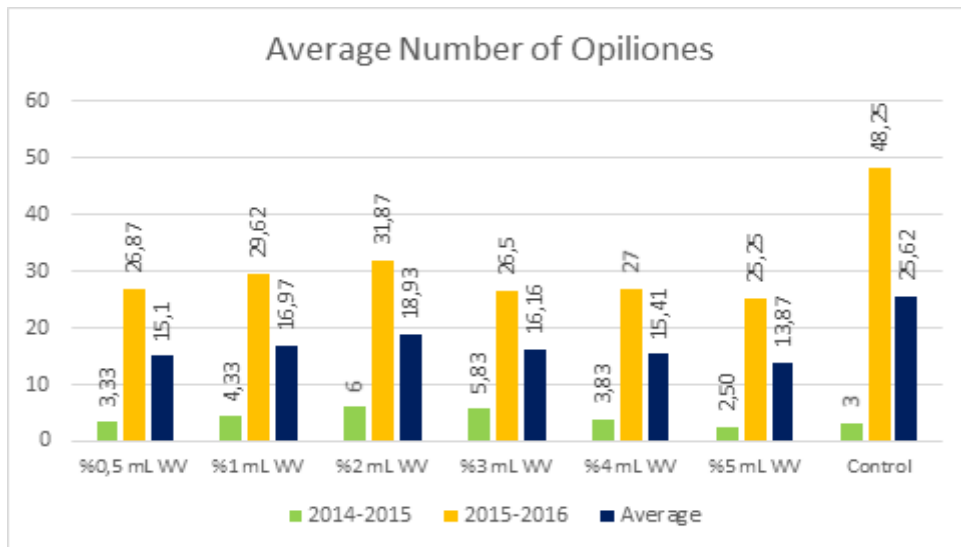


Figure 8. The effects of applied WV doses on the average number of Opiliones (Arachnida)  
 Şekil 8. Uygulanan odun sirkesi dozlarının ortalama Opilionid (Arachnida) sayısına etkileri

### Effects of WV treatments at different doses on the number of other arthropods

Compared to the control, the average number of other arthropods was minimum for 0.5% ml WV (26.43) and was maximum for 5% ml WV (36.97) (Figure 9).

Insecticides that are used against arthropods pests in agro-ecosystems protect the crop; however, the residue on crops is a big danger for human health. Additionally, the pesticides have negative impacts on biological diversity. Furthermore, they contaminate the soil, air and water; and therefore, they adversely affect all living organisms. In this sense, it is essential to use and prefer alternative products which do not leave toxic chemical residues on crops and do not harm the bio-chain and environment.

For the production year of 2014-2015, it is thought that the relation between 2% and 3% ml might be relevant to their close dose levels and similar effects. It is also estimated that 0.5% ml application was not highly effective against arthropods however, 0.5% ml and control were related. For 2015-2016, as similar to the previous year, it is seen that 2% and 3% ml were in a relation (Figure 4), and this relation was also supposed to have similar effects on arthropods. There was no clear relationship between the control treatment and the doses in 2015-2016 (compared to 2014-2015); this could be related to higher amount of pesticide and WV

application and its impact on arthropods. In addition to the graphics created over the average data obtained from this research, it was realized that the results from simple correspondence analyses were also in parallel to the findings of Diba et al. (2009), Hagner (2013), Inoue et al. (2000), Jothityangkoon et al. (2008), Kiarie-Makara et al. (2010), Oramahi and Yoshimura (2013), Pangnakorn et al. (2011), Rakmai (2009), Wititsiri (2011), Yatagai et al. (2002), Koç and Yardım (2018) in the way that WV as repellent and organic-pesticide. However, the studies addressing that WV did not have an insecticidal effect on the arthropods which Hashemi et al. (2014), Kim et al. (2008) had already used in their experiments. In spite of the unstable and though climatic conditions of the application field (Muş, Turkey), it is predicted that vinegar will be able to play an effective role in increasing the number of arachnids as significant predators for the agro-ecosystem and the number of other arthropods in decreasing the number of Opiliones. It was thought that especially the increase of other arthropods (mostly winged arthropods) might be caused by the applied vinegar residue on the plants and burning smell in ambient. In conclusion, as Wititsiri (2011) stated, it was estimated that wood vinegar could be used effectively for the control of arthropods based on the their mechanisms of action of active components and/or compounds.

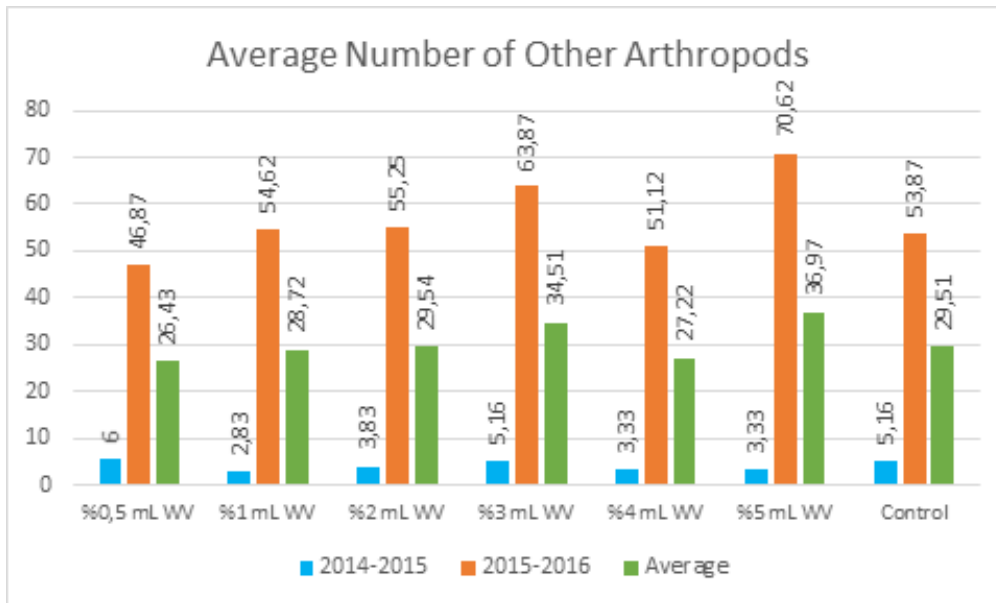


Figure 9. The effects of applied WV doses on the average number of other arthropods  
*Şekil 9. Uygulanan odun sirkesi dozlarının diğer arthropodlar ortalama sayısına etkileri*

### ACKNOWLEDGEMENT

I would like to thank Prof. Dr. Mehmet MENDEŞ the help in the interpretations of the statistical analyses, and Berce Alparslan in Agricultural Administration for providing place/opportunity for this study.

### Statement of Conflict of Interest

Author have declared no conflict of interest.

### REFERENCES

Anonymous 2016a. Bitki Hastalıkları Standart İlaç Deneme Metotları: Hububat Hastalıkları.

- <https://docplayer.biz.tr/9963509-Bitki-hastaliklari-standart-ilac-deneme-metotlari.html>. (Date accessed: November 2016).
- Anonymous 2016b. Muş Meteorological Provincial Directorate Records. (Date accessed: November 2016).
- Demirci A, Katırcıoğlu YZ, Demirci F 2002. Investigations on the Effects of Triazole Group Fungicides on Some Important Antagonistic Fungi and Non-pathogen *Fusarium oxysporum* (Schlecht) in vitro. Bitki Koruma Bülteni, 42: 53-65.
- Diba F, Oramahi HA, Wahdina H 2009. Antitermitic Activity of Wood Vinegar and Its Components. The First International Symposium of Indonesian Wood Research Society. 2nd-3rd November 2009, Bogor, Indonesia.
- Ferreira DAF, Ferreira MB, Favero S, Carollo CA 2013. Biological Activity of Sugarcane Pyrolygneous Acid Against *Spodoptera frugiperda* (J.E. smith, 1797) (Lepidoptera: Noctuidae) Larvae. African Journal of Biotechnology 12: 6241-6244.
- Hagner M 2013. Potential of The Slow Pyrolysis Products Birch Tar Oil, Wood Vinegar and Biochar in Sustainable Plant Protection-Pesticidal Effects, Soil Improvement and Environmental Risks. Department of Environmental Sciences Faculty of Biological and Environmental Sciences University of Helsinki, Thesis, Finland, 42 pp.
- Hashemi SM, Safavi SA, Estaji A 2014. Insecticidal Activity of Wood Vinegar Mixed with *Salvia leriifolia* (Benth.) Extract Against *Lasioderma serricornis* (F.). Biharean Biologist, 8: 5-11.
- Inoue S, Hata T, Imamura Y, Meier D 2000. Components and Anti-Fungal Efficiency of Wood-Vinegar-Liquor Prepared Under Different Carbonization Conditions. Wood research: Bulletin of the Wood Research Institute Kyoto University, 87: 34-36.
- Jang CS 2004. An Economic Analysis of Pyrolygneous Liquid Utilization in Oriental Medicine Science and Its Support System for Future Development. Ministry Agri Forest, Korea, 1-76 pp.
- Jothityangkoon D, Koolachart R, Wanapat S, Wongkaew S, Jogloy S 2008. Using Wood Vinegar in Enhancing Peanut Yield and in Controlling the Contamination of Aflatoxin Producing Fungus. International Crop Science, 4: 253-253.
- Kim DH, Seo HE, Lee S, Lee K 2008. Effects of Wood Vinegar Mixed with Insecticides on the Mortalities of *Nilaparvata lugens* and *Laodelphax striatellus* (Homoptera: Delphacidae). Animal Cells and Systems, 12: 47-52.
- Koç İ, Yardım EN 2018. Research on Determination of Effects on Arthropods Living in Cultivated Plant of Wood Vinegar and Pesticides on Wheat Agroecosystems. Bitlis Eren Üniversitesi Fen Bilimleri Dergisi, 7: 39-45.
- Kiarie-Makara MW, Yoon H, Lee D 2010. Repellent Efficacy of Wood Vinegar Against *Culex pipiens pallens* and *Aedes togoi* (Diptera: Culicidae) Under Laboratory and Semi-Field Conditions. Entomological Research, 40: 97-103.
- Namlı A, Akça MO, Turgay EB, Soba MR 2014. Investigation of Potential Agricultural Use of Wood Vinegar. Soil Water Journal, 3: 44-52.
- Oramahi HA, Yoshimura T 2013. Antifungal and Antitermitic Activities of Wood Vinegar from *Vitex pubescens* vahl. Journal of Wood Science, 59: 344-350.
- Pangnakorn U, Kanlaya S, Kuntha C 2011. Efficiency of Wood Vinegar and Extracts from Some Medicinal Plants on Insect Control. Advances in Environmental Biology, 5: 477-482.
- Rakmai J 2009. Chemical Determinations, Antimicrobial and Antioxidant Activities of Thai Wood Vinegars. Prience of Songkla University. Thesis, Thailand, 151 pp.
- Tiilikkala K, Fagernäs L, Tiilikkala J 2010. History and Use of Wood Pyrolysis Liquids as Biocide and Plant Protection Product. The Open Agriculture Journal, 4: 111-118.
- Topal S 2011. Herbicidal Effects of the Allelochemicals Abstract. Dumlupınar Üniversitesi Fen Bilimleri Enstitüsü Dergisi, 25: 23-26.
- Uygun N 2002. Zararlılara karşı biyolojik mücadele gelişmeler. Türkiye 5. Biyolojik Mücadele Kongresi, 4-7 Eylül 2002, Erzurum.
- Wititsiri S 2011. Production of Wood Vinegars from Coconut Shells and Additional Materials for Control of Termite Workers, *Odontotermes* sp. and striped mealy bugs, *Ferrisia virgata*. Songklanakarın Journal of Science and Technology, 33: 349-354.
- Winer BJ, Brown DR, Michels KM 1971. Statistical Principles in Experimental Design. Vol. 2. McGraw-Hill, New York, 1048 pp.
- Yardim EN 1996. The Impacts of Chemical Management of Pests, Diseases and Weeds on Invertebrates in Tomato Agroecosystems. The Ohio State University, Thesis, USA, 175 pp.
- Yardim EN, Edwards CA 2002. Effects of Weed Control Practices on Surface-Dwelling Arthropod Predators in Tomato Agroecosystems. Phytoparasitica, 30: 379-386.
- Yatagai M, Nishimoto M, Hori K, Ohira T, Shibata A 2002. Termiticidal Activity of Wood Vinegar, Its Components and Their Homologues. Journal of Wood Science, 48: 338-342.
- Yin AL 2008. Isolation and Characterization of Antioxidant Compounds from Pyrolygneous Acid of *Rhizophora apiculata*. Sains University, Thesis, Malaysia, 239 pp.